



Location: CMA5b - Pedestrian Plaza

Report on 24-hour TSP monitoring for EP-376/2009

Action Level - 209.9 µg/m³

Limit Level - 260 µg/m³

Date	Sampling Time	Weather Condition	Filter paper no.	Filter Weight, g		Elapse Time, hr		Sampling Time, hr	Flow Rate, m ³ /min			Total Volume, m ³	TSP Level, µg/m ³
				Initial	Final	Initial	Final		Initial, Q _{si}	Final, Q _{sf}	Average		
29-Sep-16	8:00	Cloudy	16742	2.8173	3.0255	7322.77	7346.77	24.00	0.98	0.99	0.98	1415	147.2
5-Oct-16	8:00	Cloudy	17448	2.7919	2.8387	7349.77	7373.77	24.00	0.87	0.87	0.87	1248	37.5
11-Oct-16	8:00	Cloudy	17627	2.7351	2.9089	7376.77	7400.77	24.00	0.99	0.99	0.99	1422	122.2
15-Oct-16	8:00	Fine	17646	2.7520	2.9585	7403.77	7427.77	24.00	0.96	0.95	0.96	1375	150.2
21-Oct-16	8:00	Rainy	17554	2.6961	2.7856	7430.77	7454.77	24.00	0.95	0.95	0.95	1369	65.4

Report on 1-hour TSP monitoring for EP-376/2009

Action Level - 339.7 µg/m³

Limit Level - 500 µg/m³

Date	Sampling Time	Weather Condition	Filter paper no.	Filter Weight, g		Elapse Time, hr		Sampling Time, hr	Flow Rate, m ³ /min			Total Volume, m ³	TSP Level, µg/m ³
				Initial	Final	Initial	Final		Initial, Q _{si}	Final, Q _{sf}	Average		
30-Sep-16	8:15	Fine	16730	2.8162	2.8337	7346.77	7347.77	1.00	0.96	0.93	0.94	57	309.3
30-Sep-16	9:57	Fine	16723	2.8207	2.8310	7347.77	7348.77	1.00	0.87	0.87	0.87	52	196.7
30-Sep-16	13:00	Fine	17455	2.7971	2.8088	7348.77	7349.77	1.00	0.87	0.87	0.87	52	223.4
6-Oct-16	8:35	Rainy	17486	2.8115	2.8226	7373.77	7374.77	1.00	0.98	0.98	0.98	59	189.0
6-Oct-16	9:40	Rainy	17619	2.7605	2.7728	7374.77	7375.77	1.00	0.98	0.98	0.98	59	209.5
6-Oct-16	10:58	Rainy	17624	2.7639	2.7743	7375.77	7376.77	1.00	0.98	0.98	0.98	59	177.1
12-Oct-16	8:35	Cloudy	17475	2.8118	2.8237	7400.77	7401.77	1.00	0.88	0.88	0.88	53	226.6
12-Oct-16	9:45	Cloudy	17482	2.8196	2.8266	7401.77	7402.77	1.00	0.99	0.99	0.99	59	118.1
12-Oct-16	10:50	Cloudy	17644	2.7485	2.7622	7402.77	7403.77	1.00	0.96	0.96	0.96	58	237.8
17-Oct-16	8:05	Rainy	17557	2.6856	2.6982	7427.77	7428.77	1.00	0.95	0.95	0.95	57	220.1
17-Oct-16	9:10	Rainy	16707	2.9028	2.9213	7428.77	7429.77	1.00	0.95	0.95	0.95	57	323.1
17-Oct-16	10:30	Rainy	16701	2.9259	2.9447	7429.77	7430.77	1.00	0.98	0.98	0.98	59	319.0
22-Oct-16	8:05	Cloudy	17750	2.7531	2.7592	7454.77	7455.77	1.00	0.98	0.98	0.98	59	103.8
22-Oct-16	9:10	Cloudy	17701	2.7119	2.7138	7455.77	7456.77	1.00	0.92	0.87	0.90	54	35.3
22-Oct-16	10:50	Cloudy	17694	2.7597	2.7690	7456.77	7457.77	1.00	0.98	0.98	0.98	59	158.2



Location: CMA6a - WDII PRE Office

Report on 24-hour TSP monitoring for EP-376/2009

Action Level - 207.1 µg/m³

Limit Level - 260 µg/m³

Date	Sampling Time	Weather Condition	Filter paper no.	Filter Weight, g		Elapse Time, hr		Sampling Time, hr	Flow Rate, m ³ /min			Total Volume, m ³	TSP Level, µg/m ³
				Initial	Final	Initial	Final		Initial, Q _{si}	Final, Q _{sf}	Average		
29-Sep-16	8:00	Cloudy	17395	2.8161	2.9680	1008.45	1032.45	24.00	1.04	1.05	1.05	1508	100.7
5-Oct-16	8:00	Cloudy	16324	2.8461	2.8853	1035.47	1059.47	24.00	0.99	0.99	0.99	1427	27.5
11-Oct-16	8:00	Cloudy	17578	2.7060	2.7751	1062.47	1086.47	24.00	1.00	1.00	1.00	1438	48.0
15-Oct-16	8:00	Fine	17645	2.7573	2.8599	1089.48	1113.48	24.00	1.10	1.10	1.10	1586	64.7
21-Oct-16	8:00	Rainy	17552	2.7202	2.7982	1116.48	1140.48	24.00	1.10	1.10	1.10	1580	49.4

Report on 1-hour TSP monitoring for EP-376/2009

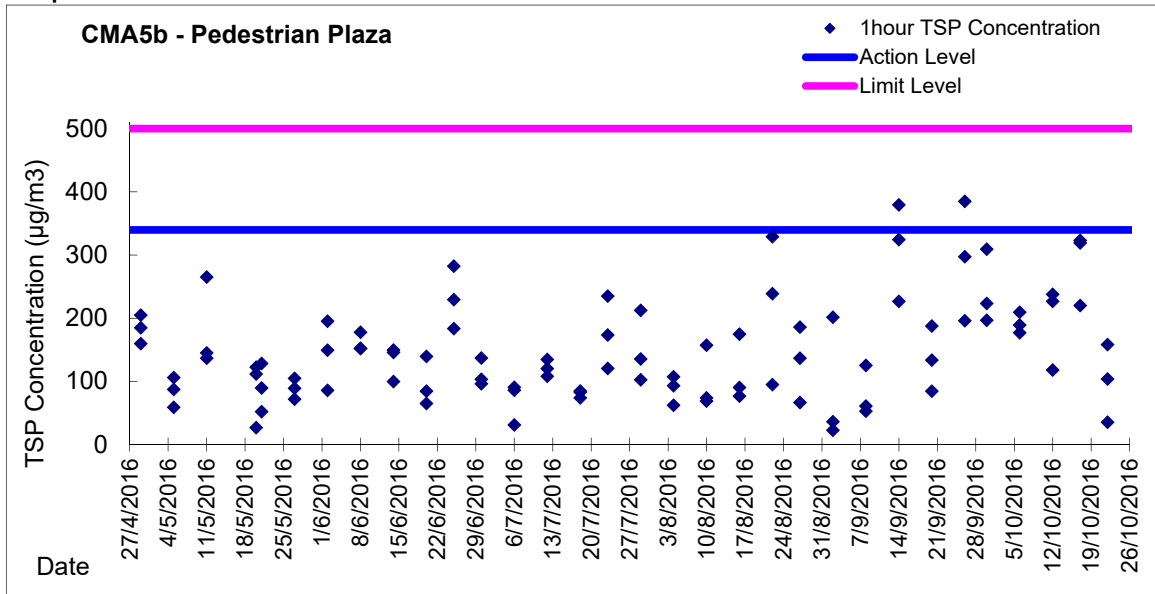
Action Level - 333 µg/m³

Limit Level - 500 µg/m³

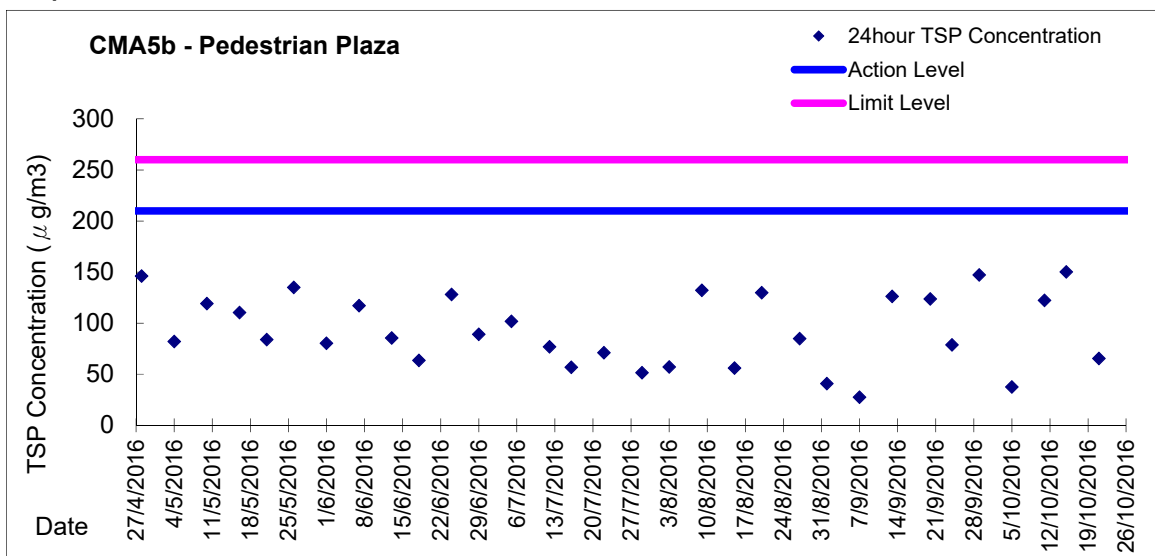
Date	Sampling Time	Weather Condition	Filter paper no.	Filter Weight, g		Elapse Time, hr		Sampling Time, hr	Flow Rate, m ³ /min			Total Volume, m ³	TSP Level, µg/m ³
				Initial	Final	Initial	Final		Initial, Q _{si}	Final, Q _{sf}	Average		
30-Sep-16	8:05	Fine	16731	2.8053	2.8099	1032.45	1033.45	1.00	1.00	1.00	1.00	60	76.9
30-Sep-16	9:30	Fine	16724	2.8232	2.8262	1033.45	1034.45	1.00	1.00	1.00	1.00	60	50.2
30-Sep-16	13:00	Fine	17456	2.7786	2.7922	1034.45	1035.45	1.00	1.10	1.10	1.10	66	205.4
6-Oct-16	8:10	Rainy	17485	2.8184	2.8236	1059.47	1060.47	1.00	1.10	1.10	1.10	66	79.0
6-Oct-16	9:47	Rainy	17620	2.7592	2.7644	1060.47	1061.47	1.00	1.10	1.10	1.10	66	79.0
6-Oct-16	11:00	Rainy	17493	2.8102	2.8141	1061.47	1062.47	1.00	1.04	1.04	1.04	63	62.3
12-Oct-16	8:15	Cloudy	17474	2.8353	2.8391	1086.47	1087.47	1.00	1.08	1.08	1.08	65	58.7
12-Oct-16	9:45	Cloudy	17480	2.8312	2.8351	1087.47	1088.47	1.00	1.08	1.08	1.08	65	60.2
12-Oct-16	10:50	Cloudy	17642	2.7531	2.7580	1088.47	1089.47	1.00	1.11	1.11	1.11	66	73.8
17-Oct-16	8:15	Rainy	16713	2.9174	2.9242	1113.48	1114.48	1.00	0.99	0.99	0.99	60	114.0
17-Oct-16	9:40	Rainy	16706	2.9168	2.9210	1114.48	1115.48	1.00	0.99	0.99	0.99	60	70.4
17-Oct-16	10:45	Rainy	16690	2.8958	2.9012	1115.48	1116.48	1.00	1.10	1.10	1.10	66	81.8
22-Oct-16	8:02	Cloudy	17630	2.7510	2.7560	1140.48	1141.48	1.00	1.10	1.10	1.10	66	75.9
22-Oct-16	9:35	Cloudy	17699	2.7323	2.7358	1141.48	1142.48	1.00	1.10	1.10	1.10	66	53.1
22-Oct-16	10:50	Cloudy	17695	2.7578	2.7630	1142.48	1143.48	1.00	1.10	1.10	1.10	66	78.9



Graphic Presentation of 1 hour TSP Result for EP-376/2009

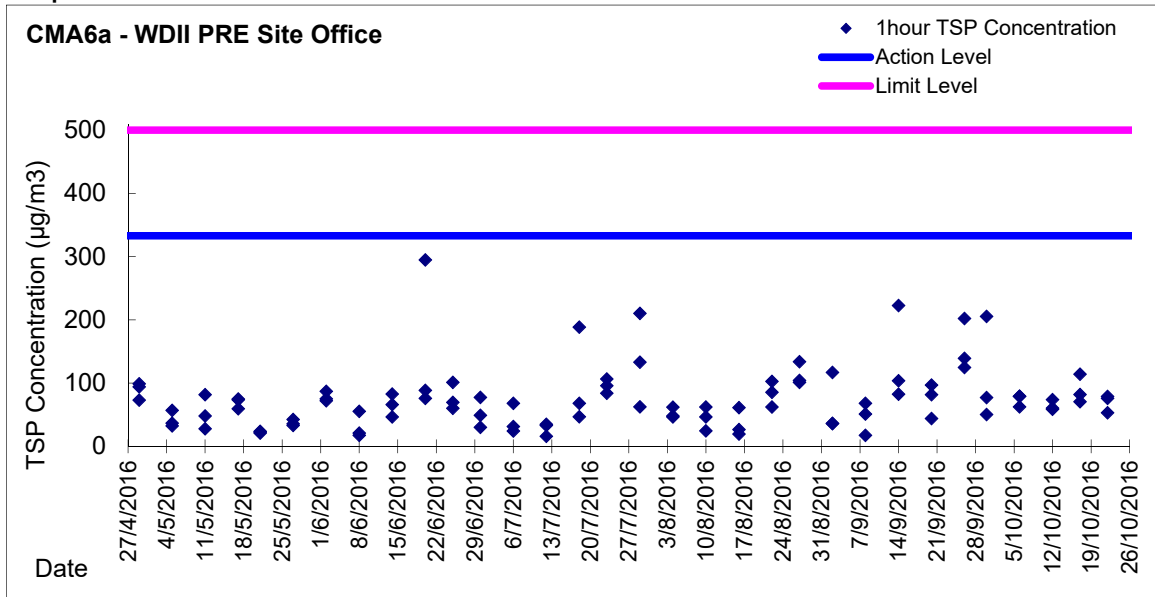


Graphic Presentation of 24 hour TSP Result for EP-376/2009





Graphic Presentation of 1 hour TSP Result for EP-376/2009



Graphic Presentation of 24 hour TSP Result for EP-376/2009

